



Race to 5G

Reviews

PCMag editors select and review products [independently](#). We may earn affiliate commissions from buying links, which help support our testing. [Learn more](#).

Home News Productivity

Best Products

20 Tips for Working From Home

How-To

The outbreak of the coronavirus has more people working from home. If you're new to working remotely, these tips from a home-office pro can help you stay productive and maintain balance.



By [Jill Duffy](#) Updated March 5, 2020

Shop

Digital Edition

Newsletters



Table of Contents

encouraging or requiring people to work from home for an indeterminate amount of time. If you're new to the work-from-home lifestyle, whether due to coronavirus or because you've managed to [find a remote-based job](#), you'll need to change some of your habits and routines to make working from home a success.

I've worked 100 percent remotely for more than five years, and I have some friends and colleagues who've done it, too. We all face unique challenges, not only because we have different personalities, but also due to our various lifestyles and the type of work we do. Still, many of the core issues we face as remote employees are the same.

Everyone who works remotely has to figure out when to work, where to work, and how to create boundaries between work and personal life. What about office equipment, career development, training opportunities, and building relationships with colleagues? Working remotely, especially when working from home most of the time, means figuring out these issues and others. Here are 20 tips for leading a better and more productive remote-working life, based on my experience and what I've learned from others.

1. Maintain Regular Hours

Set a schedule, and stick to it...most of the time. Having clear guidelines for when to work and when to call it a day helps many remote workers maintain work-life balance. That said, one of the benefits of remote work is flexibility, and sometimes you need to extend your day or start early to accommodate someone else's time zone. When you do, be sure to wrap up earlier than usual or sleep in a bit the next morning to make up for it.

ADVERTISEMENT

Automatic time-tracking apps, such as [RescueTime](#), let you check in on whether you're sticking to your schedule. They can also help you figure out what times of day you're most productive versus when you slack off. You can use that information to your advantage by reserving your hours of high focus for your most important tasks.



2. Create a Morning Routine

Deciding you'll sit down at your desk and start work at a certain time is one thing. Creating a routine that guides you into the chair is another. What in your morning routine indicates you're about to start work? It might be making a cup of coffee. It might be returning home after a jog. It might be getting dressed (wearing pajama pants to work is a perk for some, but a bad strategy for others). A routine can be more powerful than a clock at helping you get started each day.

I say "morning," but not everyone who works from home follows a nine-to-five schedule. Yours might be a "getting started" routine at another time of day.

3. Set Ground Rules With the People in Your Space

Set ground rules with other people in your home or who share your space for when you work. If you have children who come home from school while you're still working, they need clear rules about what they can and cannot do during that time. Additionally, just because you're home and can let service people into the house or take care of pets doesn't mean other family members should assume you will always do it. If that's how you choose to divide up the domestic labor, that's fine, but if you simply take it all on by default because you're home, you may feel taken advantage of, and your productivity may suffer.

4. Schedule Breaks

Know your company's policy on break times and take them. If you're self-employed, give yourself adequate time during the day to walk away from the computer screen and phone. A lunch hour and two 15-minute breaks seems to be the standard for full-time US employees.

ADVERTISEMENT

PRODUCT OF THE YEAR

Bitdefender TOTAL SECURITY

-56%

Roll out the red carpet!

BUY NOW



5. Take Breaks in Their Entirety

Don't short-change yourself during breaks, especially your lunch hour. You can use an app, such as [TimeOut for Mac](#) and [Smart Break for Windows](#), to lock yourself out of your computer for 60 minutes. Or you can just launch a simple clock or timer on the screen when you take a break. If you return to your desk after only 40 minutes, walk away for another 20.

6. Leave Home

You don't have to eat out every day, but try to leave your home or work space regularly. The same advice applies to people who work in traditional office settings, too. Leave the building at least once a day. Your body needs to move. Plus, the fresh air and natural light will do you good.

ADVERTISEMENT

You don't have to go to crowded public spaces to get away from your solo workspace. Take a walk. Weed the garden. You get the picture.

7. Don't Hesitate to Ask for What You Need

If you're employed by a company or organization that supports your work-from-home setup, request the equipment you need as soon as you start working from home, or within a day or two when you realize you need something new. It's extremely important to set precedents early that you will ask for what you need to get your job done comfortably, including the right monitor, keyboard, mouse, chair, printer, software, and so forth.

Organizations that are accustomed to remote employees often have a budget for home office equipment. Ask what it is and how often it's renewed. It also doesn't hurt to ask whether there's a loan agreement or who will pay for return shipping or disposal of outdated equipment.

If you're working from home unexpectedly due to coronavirus, ask for what you need within reason. You could be working from home for weeks on end and you should be comfortable, but ordering a new office chair and desk might be asking too much. Consider a mouse and keyboard, plus a back-supporting cushion instead.

8. Keep a Dedicated Office Space

In an ideal world, remote employees would have not only a dedicated office, but also two computers, one for work and one for personal use. It's more secure for the employer, and it lets you do all your NSFW activities in private.

But not everyone has a separate office in their home, and keeping two machines isn't always realistic. Instead, dedicate a desk and some peripherals only for work use. For example, when your laptop is hooked up to the monitor and external keyboard, it's work time. When it's on your lap, that's personal time. You may want to go as far as partitioning your hard drive and creating a separate user account for work.

9. Maintain a Separate Phone Number

Set up a phone number that you only use for calls with colleagues and clients. It doesn't have to be a landline, second mobile phone, or even a SIM card. It can be a free VoIP service, such as Google Voice or a Skype number. Similar to some of the other tips, having a separate phone number helps you manage your work-life balance.


10. Use a VPN

Use a VPN whenever you're connected to a network that you don't control. That includes Wi-Fi at co-working spaces, cafes, libraries, and airports. Some organizations have their own VPNs that off-site employees need to access certain servers or websites that store information meant only for internal use. In those cases, you'll also need to use a VPN at home. In any case, it's a good idea to get into the habit of leaving your VPN connected as often as possible because it's always safer to have it on than not.

Thread

✕


fun-bookclub



jilleduffy Feb 25th at 4:25 PM


For next book club, we're going to read *Picture Us in the Light* by Kelly Loy Gilbert 🧵

2 replies




jilleduffy 7 days ago

<https://www.goodreads.com/book/show/35960060-picture-us-in-the-light>

 goodreads.com

Picture Us in the Light by Kelly Loy Gilbert

Picture Us in the Light has 1,425 ratings and 423 reviews. jessica said: every once in a while, you come across a book where it feels as if your hands ar...

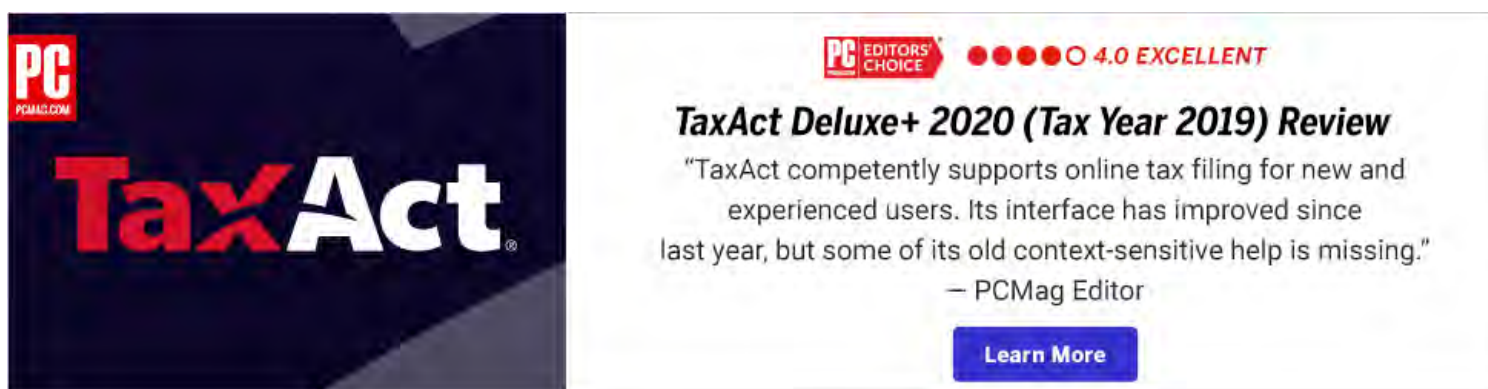


11. Socialize With Colleagues

Loneliness, disconnect, and isolation are common problems in remote work life, especially for extroverts.

Companies with a remote work culture usually offer ways to socialize. For example, they might have chat channels where remote employees can talk about common interests, meetups for people in the same region, and in-person retreats. It's important to figure out how much interaction you need to feel connected and included. Even if you're highly introverted and don't like socializing, give a few interactive experiences a try so that you're familiar with them if you ever decide you want them. If you're not at a company with a strong remote culture, you may need to be more proactive about nurturing relationships.

ADVERTISEMENT



PC EDITORS' CHOICE ●●●●○ 4.0 EXCELLENT

TaxAct Deluxe+ 2020 (Tax Year 2019) Review

"TaxAct competently supports online tax filing for new and experienced users. Its interface has improved since last year, but some of its old context-sensitive help is missing."

— PCMag Editor

[Learn More](#)

12. "Show Up" to Meetings and Be Heard

Certainly, you'll take part in video conferences and conference calls, but it's a good idea to attend optional meetings sometimes, too. Be sure to speak up during the meeting so everyone knows you're on the call. A simple, "Thanks, everyone. Bye!" at the close of a meeting will go a long way toward making your presence known.

13. Get Face Time

If your employer is lax about getting you in a room with other employees, ask to have an annual or semi-annual trip in your contract. It could be for annual planning, training, or team building. Or, tack it onto some other business event, such as a yearly fiscal meeting, nearby conference, or office holiday party. Don't wait around for someone to invite you to the office or an event. Be proactive.

For those unexpectedly working from home who are also trying to reduce face-to-face contact, set up a video call with your colleagues or manager once a week to check in.

RELATED

- [Get Organized: How to Find Remote Jobs](#)
- [Get Organized: 10 Tips for Remote Job Interviews](#)
- [Get Organized: How to Take Better Breaks to Boost Your Productivity](#)
- [5 Tips for More Productive Meetings](#)

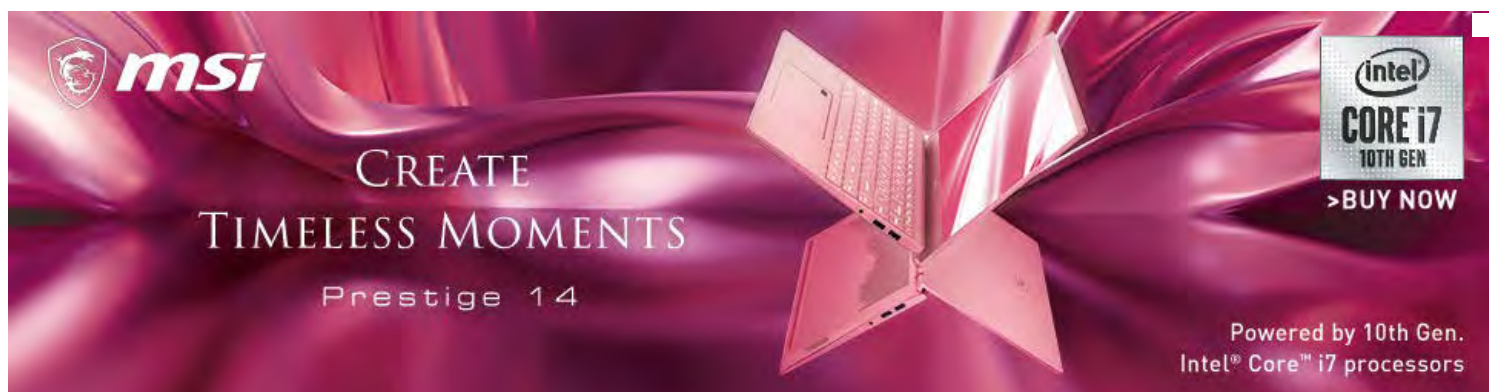
14. Take Sick Days

When you're not well, take the sick time you need. If sick days are part of your compensation package, take the time off that you need. Not taking it is like throwing away money. If you're a freelancer who doesn't have paid sick days, it can be very easy to fall into the opposite time-is-money trap and try to power through illnesses. Keep in mind that sometimes it's best to rest and get better so that you can be your most productive self in the long term.

15. Look for Training Opportunities

When you're not in an office with your fellow employees, you might miss out on training and skills development courses that are taught in person. Your company might even forget to add you to its [online training](#) courses. It can be tempting to regard this a dodged bullet, but you might be missing out on an opportunity to learn something useful. Speak up and make sure you're included.

ADVERTISEMENT



The advertisement features a central image of a silver MSI Prestige 14 laptop, shown from a top-down perspective with its lid open. The background is a vibrant, flowing red and purple gradient. In the top left corner, the MSI logo is displayed. The text 'CREATE TIMELESS MOMENTS' is centered in a white, serif font, with 'Prestige 14' below it in a smaller, sans-serif font. In the top right corner, there is a badge for 'intel CORE i7 10TH GEN' with a '>BUY NOW' button below it. At the bottom right, the text 'Powered by 10th Gen. Intel® Core™ i7 processors' is visible.

In addition to top-down training, you can request online or in-person courses, training, and coaching if you need it. For people who work remotely 100% of the time, look for learning opportunities that are taught at the company's headquarters or your closest office. That way, you get training and face time with colleagues.

16. Overcommunicate

Working remotely requires you to overcommunicate. Tell everyone who needs to know about your schedule and

availability often. When you finish a project or important task, say so. Overcommunicating doesn't necessarily mean you have to write a five-paragraph essay to explain your every move, but it does mean repeating yourself. Joke about how you must have mentioned your upcoming vacation six times already, then mention it again.

17. Be Positive

I like succinct and clear messages, but I know that the less face time I have with people, the less they know how to interpret my tone in writing. When you work remotely full-time, you must be positive, to the point where it may feel like you're being overly positive. Otherwise, you risk sounding like a jerk. It's unfortunate, but true. So embrace the exclamation point! Find your favorite emoji :D. You're going to need them.



18. Take Advantage of Your Perks

Every week, I bake a loaf of bread. Why? Because I work from home and I can. Plus, I enjoy it. When I worked in an office full-time, I struggled to find the time to pop something into the oven that often. Working remotely comes with unique perks. Take advantage of them. You deserve it.

ADVERTISEMENT



19. Don't Be Too Hard on Yourself

The most successful remote employees have a reputation for being extremely disciplined. After all, it takes serious focus to do any full-time office job from an unconventional space. That said, everyone lets their attention drift sometimes. If you find yourself working one minute and booking flights for your upcoming vacation the next, don't reprimand yourself too harshly. Instead, ask yourself whether people in an office setting do the same thing. If the answer is yes, cut yourself some slack, then get back to work.

20. End Your Day With a Routine

Just as you should start your day with a routine, create a habit that signals the close of the workday. It might be a sign off on a [business messaging app](#), an evening dog walk, or a 6 p.m. yoga class. Something as simple as shutting down your computer and turning on a favorite podcast will do. Whatever you choose, do it consistently to mark the end of working hours.

Make It Personal

Above all else, figure out what works best for you. Sometimes the answer is apparent, but other times you might need some inspiration from other people who are in the same boat. A supportive community of remote employees does exist, whether you find them in your organization's [Slack](#) channel or online through blogs or Twitter.

Further Reading

- [What Is Microsoft 365?](#)
- [Microsoft's All-In-One Office Mobile App Now Available for Everyone](#)
- [Security Over Privacy? Russia Blocks ProtonMail](#)
- [Office 365 ProPlus Will Switch Chrome's Default Search to Bing](#)
- [More in Get Organized](#)
- [More in Productivity](#)

Productivity Reviews

- [Trello](#)
- [Storyist \(for Mac\)](#)
- [Lucidchart](#)
- [Blurt](#)
- [Prezi](#)

Productivity Best Picks

- [The Best Business Messaging Apps for 2020](#)
- [The Best To-Do List Apps for 2020](#)
- [The Best Project Management Software for 2020](#)
- [The Best Note-Taking Apps of 2019](#)
- [The Best Transcription Services](#)

About Jill Duffy



Jill Duffy is a contributing editor, specializing in productivity apps and software, as well as technologies for health and fitness. She writes the weekly Get Organized column, with tips on how to lead a better digital life. Her first book, *Get Organized: How to Clean Up Your Messy Digital Life* is available for Kindle, iPad, and other digital formats. She is also the creator and author of

Read the latest from Jill Duffy

- [The Ultimate Guide to Health and Fitness Tech in 2020](#)
- [The Best Productivity Apps for 2020](#)
- [The Best Fitness Apps for 2020](#)
- [10 Tips and 9 Tools for Better Project Management](#)
- [The 30 Best Amazon Fire Tablet Apps](#)
- [More from Jill Duffy](#)

Get Our Best Stories!

Sign up for **What's New Now** to get our top stories delivered to your inbox every morning

Sign Up

This newsletter may contain advertising, deals, or affiliate links. Subscribing to a newsletter indicates your consent to our [Terms of Use](#) and [Privacy Policy](#). You may unsubscribe from the newsletters at any time.

PC Magazine Digital Edition

Get 67% Off Newsstand Price

PCMag Newsletters

Our Best Stories in Your Inbox

Follow PCMag

HONEST, OBJECTIVE REVIEWS

PCMag.com is a leading authority on technology, delivering Labs-based, independent reviews of the latest products and services. Our expert industry analysis and practical solutions help you make better buying decisions and get more from technology.

[How We Test](#)

[Editorial Principles](#)

[Reviews](#)

[Best Products](#)

[Categories](#)

[Brands](#)

[Events](#)

[Series](#)

[Encyclopedia](#)

[Sitemap](#)

[About PCMag](#)

[Careers](#)

[Contact Us](#)

[Press Center](#)

© 1996-2020 ZIFF DAVIS, LLC. PCMAG DIGITAL GROUP

PCMag, PCMag.com and PC Magazine are among the federally registered trademarks of Ziff Davis, LLC and may not be used by third parties without explicit permission. The display of third-party trademarks and trade names on this site does not necessarily indicate any affiliation or the endorsement of PCMag. If you click an affiliate link and buy a product or service, we may be paid a fee by that merchant.

[About Ziff Davis](#)

[Privacy Policy](#)


[Terms of Use](#)

[Advertise](#)

[Accessibility](#)

[Don't Sell My Personal Info](#)

 AdChoices



[Mashable-logo](#)

[Logo_AskMenFix](#)

[geek.com logo](#)

[Extremetech](#)

[Offers_LogoNoTag](#)